

SAT/SUN & HOLIDAYS from JUNE 15–LABOR DAY 2024*

IPSWICH ESSEX EXPLORER 2024 GUIDE

CRANE BEACH, IPSWICH

With over 5 miles of sandy beach, Crane Beach is one of the most picturesque beaches in all of New England. Facilities and services at the beach include lifeguards and rangers, bathhouses, the Crane Beach Store, and transportation for mobility-impaired visitors. As you ride to Crane Beach, enjoy the stunningly beautiful salt marshes; they are the prime habitat for plovers, herons, egrets, gulls, foxes, coyote, and deer.

RUSSELL ORCHARDS, IPSWICH [visit russellorchards.com](http://visit.russellorchards.com)

Enjoy fruit picking, a petting zoo, a winery, and a farm store with delicious local foods. The farm has 120 acres of fields, gardens, and orchards.

WOLF HOLLOW, IPSWICH [visit wolfhollowipswich.org](http://visit.wolfhollowipswich.org)

Wolf Hollow offers a unique opportunity to view grey wolves in a natural setting. Hour-long structured presentations, including a chance to howl with the wolves, are given on Saturday and Sundays starting at 1:30pm.

DOWNTOWN ESSEX

Essex is an antiques paradise with over 35 restoration centers and antique shops. Essex is also famous for its sweet and tender little neck clams. Try some seafood at Woodman's and other local restaurants!

ESSEX HISTORICAL SOCIETY & SHIPBUILDING MUSEUM, ESSEX [visit essexshipbuilding.org](http://visit.essexshipbuilding.org)

The Essex Historical Society & Shipbuilding Museum tells the extraordinary story of how the small town of Essex built more two-masted fishing schooners than any place else in the world!

CAPE ANN SUP & SURF/ESSEX RIVER CRUISES, ESSEX

An adventure tour awaits you here: try a surf lesson with the family or paddle out on a SUP tour. You could also plan a narrated tour aboard Essex River Cruises' River Queen.

Ipswich Essex Explorer Fares

Explore the Beach Pass Includes round trip & walk-on fee \$2.00 at Crane Beach.	\$5.00
Explorer One-Way (No Beach Access)	\$1.00
Reduced Fare One-Way (No Beach Access)	\$0.50

Reduced Fare: Riders aged 60+ or persons w/disabilities with a Statewide Access Pass (TAP) or Medicare Card

Children under 5 ride FREE and must be accompanied by an adult.

DRIVERS DO NOT MAKE CHANGE. Please have exact fare ready when boarding.

Charlie Cards: All regular CATA buses accept CharlieCards. CharlieCards are not accepted on Dial-a-Ride, ADA, or CATA On Demand.



Cape Ann Transportation Authority

Tel: (978) 283-7916

Cape Ann Transportation Authority
3 Pond Road
Gloucester, MA 01930

canntran.com

Fax: (978) 283-9456

The Cape Ann Transportation Authority (CATA), a regional transit authority established under MGL 161(b), offers the convenience of public transportation for the greater Cape Ann communities of Gloucester, Rockport, Ipswich, Essex, and Hamilton.



IPSWICH ESSEX EXPLORER

A service of **CATA**



Public Transportation to Beaches & Attractions

Discover Ipswich & Essex Car Free

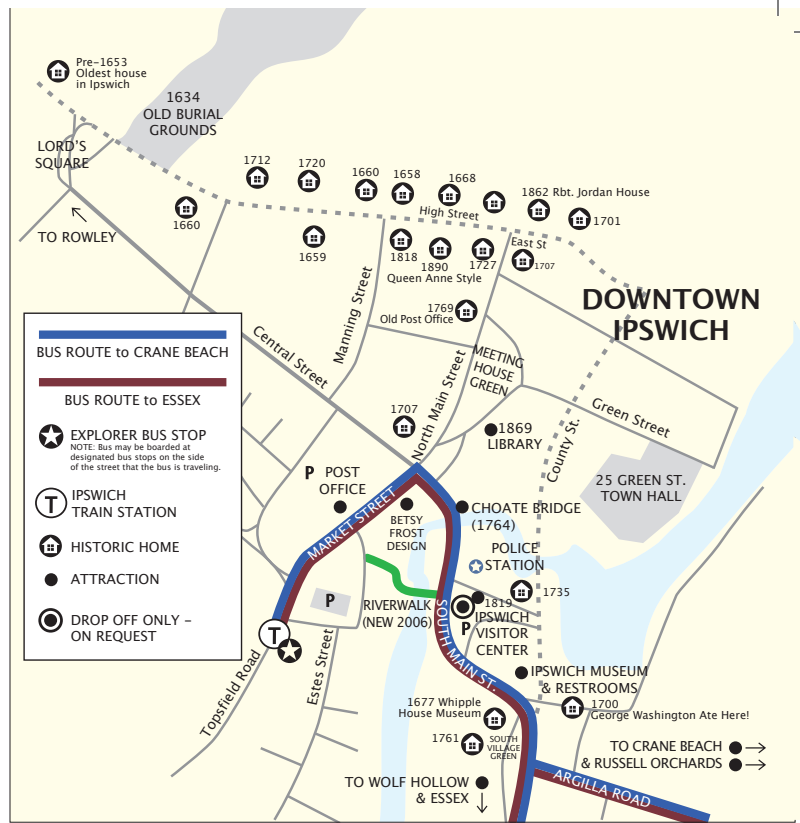
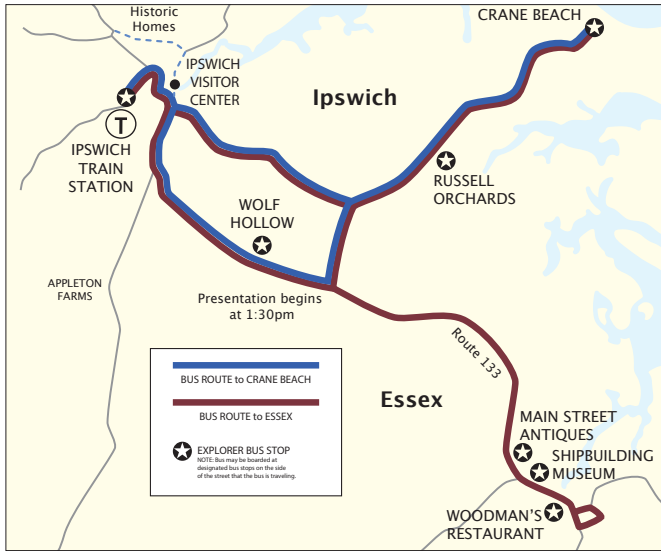
* The Trolley/Bus operation dates are seasonal and subject to change. Please visit our website or call (978) 283-7916 for most up to date schedules.

ipswichessexexplorer.com

Skip the Traffic & Parking Hassles. Ride the Ipswich Essex Explorer!

For nearly 20 years, the Ipswich Essex Explorer has been providing an environmentally friendly alternative to the car. During the course of the summer, the Explorer will reduce traffic congestion by keeping an estimated 1,500 cars from entering the area and reducing approximately 90,000 vehicle miles traveled. As a result, the Explorer will significantly reduce air pollutants like VOC, NOx, and CO, which would have been released into the environment by these cars.

IPSWICH/ESSEX OVERVIEW



HISTORIC HOMES OF IPSWICH

Ipswich has more First Period houses (Colonial, 1625–1725) that are owner-occupied than any other community in the United States. Also, along High St, there is a sampling of Second Period (Georgian, 1725–1790), Third Period (Federal, 1790–1830) and (Victorian, 1830–1900) homes that Ipswich actively protects. Audio tape or booklet walking-tours are available at the Ipswich Visitor Center on South Main St.

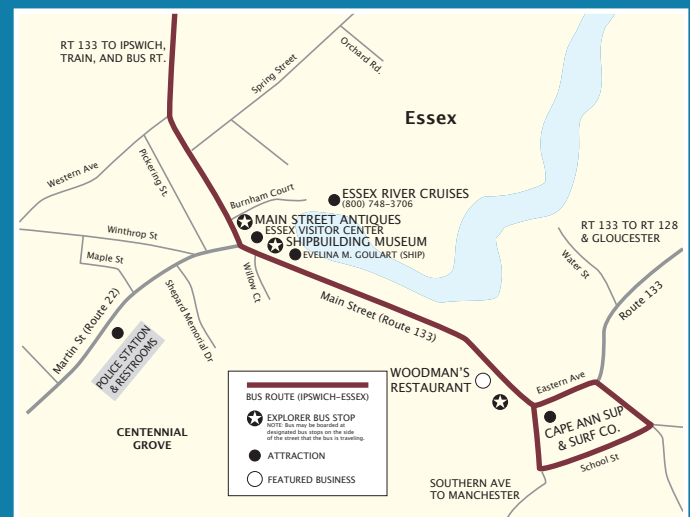
MBTA Commuter Rail Connection

Ipswich Essex Explorer Loops

Ipswich Train Station	--	10:20a	11:05a	12:30p	2:05p	3:25p	--	--	5:10p	6:15p
Russell Orchards	--	10:29a	11:13a	12:39p	2:13p	3:33p	--	--	5:19p	--
Crane Beach (arrive)	--	10:40a	11:15a	12:50p	2:15p	3:40p	--	4:33p	5:29p	--
Crane Beach (depart)	--	10:45a	11:20a	12:55p	2:20p	3:45p	--	4:40p	5:40p	--
Russell Orchards	--	10:46a	11:25a	1:01p	2:25p	3:50p	--	4:50p	5:45p	--
Main St. Antiques	--	--	11:43a	1:13p	2:43p	--	4:13p	4:57p	5:48p	6:28p
Shipbuilding Museum	--	--	11:44a	1:14p	2:44p	--	4:14p	--	5:50p	6:29p
Woodman's (arrive)	--	--	11:47a	1:17p	2:47p	--	4:17p	--	5:53p	6:32p
Woodman's (depart)	10:00a	--	11:50a	1:20p	2:50p	--	4:20p	--	5:56p	--
Shipbuilding Museum	10:02a	--	11:52a	1:22p	2:52p	--	4:22p	--	5:58p	--
Main St. Antiques	10:03a	--	11:53a	1:23p	2:53p	--	4:23p	--	5:59p	--
Wolf Hollow	10:09a	--	11:59a	1:29p	2:59p	3:51p	--	--	6:05p	--
Ipswich Visitor's Ctr.	Drop-off on Request Only									
Ipswich Train Station	10:15a	11:00a	12:05p	1:35p	3:05p	3:57p	--	5:05p	6:11p	--

* Bus is not in service from 1:35p–2:05p

** Passengers can catch the CATA Rt. 6 West Gloucester (Purple Route) on Main Street in Essex at 1:55p, 3:55p, and 5:55p



DOWNTOWN ESSEX